

7b Kingsway Mildenhall - Offers In The Region Of £275,000

Bury St. Edmunds IP28 7HN

**shires**

Estate & Letting Agents

**shires**

**SOLD STC**

**01638 712132**

[www.abbeysalesandlettingsgroup.co.uk](http://www.abbeysalesandlettingsgroup.co.uk)

*"Consistently providing outstanding service to our clients"*

# Offers In The Region Of £275,000

## The Property

A fantastic opportunity to acquire this well-presented three-bedroom semi-detached home, ideally positioned within walking distance of Mildenhall town centre and offered to the market chain-free.

The property boasts off-road parking, a garage, and a private rear garden, making it an excellent choice for first-time buyers, families, or investors alike.

Internally, the accommodation offers a bright and welcoming living space, a well-proportioned kitchen, and the added benefit of two bathrooms, providing flexibility and convenience for modern living. The home has been well maintained throughout, while still offering scope for personalisation or future enhancement.


Externally, the private garden provides an ideal space for relaxation or entertaining, complemented by secure parking and garage facilities.

With its desirable location, practical layout, and strong potential, this property represents an outstanding opportunity in a popular residential area. Early viewing is highly recommended.

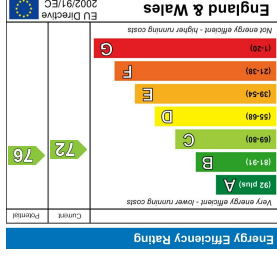
## Features

- THREE-BEDROOM SEMI-DETACHED HOME
- CHAIN-FREE OPPORTUNITY
- WITHIN WALKING DISTANCE OF MILDENHALL TOWN CENTRE
- OFF-ROAD PARKING AND GARAGE
- PRIVATE REAR GARDEN
- BRIGHT AND SPACIOUS LIVING ACCOMMODATION
- TWO BATHROOMS
- WELL MAINTAINED THROUGHOUT
- IDEAL FOR FIRST-TIME BUYERS, FAMILIES, OR INVESTORS
- EXCELLENT POTENTIAL IN A SOUGHT-AFTER LOCATION

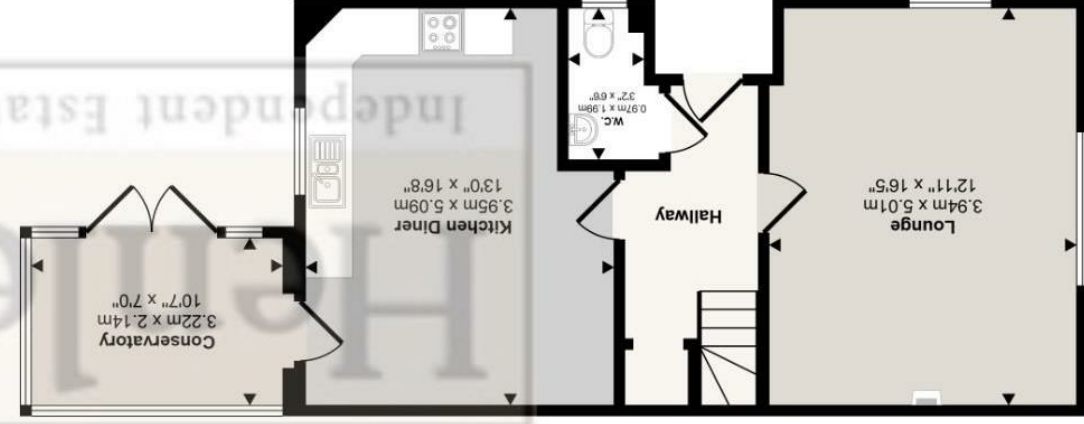




These sales particulars have been produced as a general guide only and we would draw to your attention that we have not carried out a detailed Survey of the property nor have we tested services, appliances or specific fittings. Whilst measurements and statements given within the details are provided in good faith, their accuracy should not be relied upon. If there are any points about which you may be uncertain or would like further clarification, we would suggest that you telephone this office and speak to our staff who will endeavour to assist you.

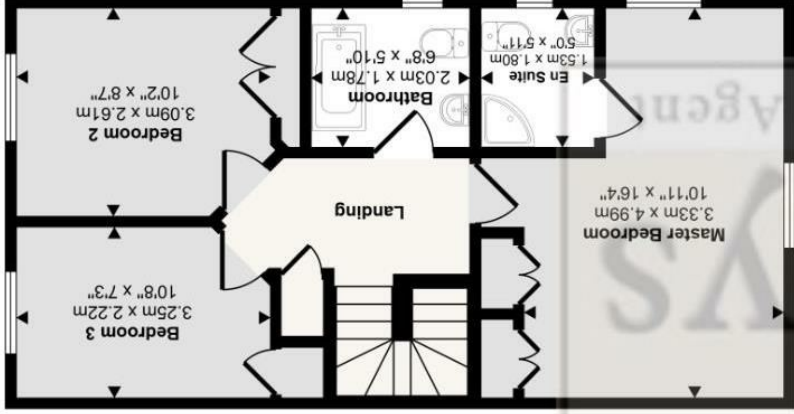


Ground Floor  
Approx 56 sq m / 601 sq ft



Approx Gross Internal Area  
105 sq m / 1127 sq ft

First Floor  
Approx 49 sq m / 526 sq ft



This floorplan is only for illustrative purposes and is not to scale. Measurements of rooms, doors, windows, and any items are approximate and no responsibility is taken for any error, omission or mis-statement. Icons of items such as bathroom suites are representations only and may not look like the real items. Made with Made Snappy 360.



4 New Street, Mildenhall, Suffolk, IP28 7EN  
 T: 01638 712132  
 E: mildenhall@shiresestateagents.co.uk